
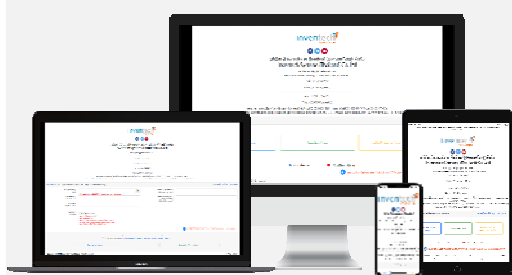


## Guidelines for attending of Electronic Meeting by Inventech Connect

Shareholders and proxies wishing to attend the meeting can proceed according to the procedure for submitting the request form to attend the meeting via electronic media as follows :

### Step for requesting Username & Password from via e-Request system

1. The Shareholders must submit a request to attend the meeting by Electronic Means via Web Browser at <https://inet.inventech.co.th/TWZ081245R> or scan QR Code  follow the steps as shown in the picture



- 1 Click link URL or scan QR Code in the letter notice Annual General Meeting.
- 2 Shareholders choose to file a request form.
- 3 Fill in the information shown on the registration page.
- 4  agree to the Requirements for Meeting Attendance via the Inventech Connect.
- 5 Click “Request” button.
- 6 Please wait for an email from the officer informing you of meeting details and Username & Password.

**\*\* 1 email account per 1 shareholder ID\*\***

2. For Shareholders who would like to attend the Meeting either through the Electronic Means by yourself or someone who is not the provided independent directors, please note that the electronic registration will be available from 31 March 2022 at 8:30 a.m. and shall be closed on 8 April 2022 Until the end of the meeting.
3. The electronic conference system will be available on 8 April 2022 at 8:00 a.m. (2 hours before the opening of the meeting). Shareholders or proxy holders shall use the provided Username and Password and follow the instruction manual to access the system.

### Appointment of Proxy to the Company's Directors

For Shareholders who authorize one of the Company’s Independent Directors to attend and vote on his or her behalf, please submit the proxy form together with required documents to the Company by mail to the following address. Such proxy form and required documents shall be delivered to the Company by send the original document to

TWZ Corporation Public Company Limited

(Company Secretary Division)

269 Ratchadaphisek Road Ratchadaphisek Subdistrict, Din Daeng District, Bangkok 10400

Phone number 02-275-9789

### If you have any problems with the software, please contact Inventech Call Center



02-931-9138



The system available during 31 March – 8 April 2022 at 08.30 a.m. – 05.30 p.m.

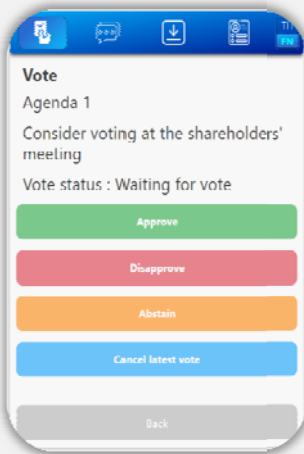
**(Specifically excludes holidays and public holidays)**


## Step for registration for attending the meeting (e-Register)




- 1 Click registration link URL from email approved.
- 2 Get Username and Password that you received from your email or request OTP to login.
- 3 Click "Login" button
- 4 Click "REGISTER" button the system has already registered and counted as a quorum.

## Step voting process (e-Voting)







- 1 Click on menu "Voting" or symbol 
- 2 Select which agenda that you want to vote.
- 3 Click the voting button as you choose.
- 4 The system will display status your latest vote.

To cancel the last vote, please press the button  (This means that your most recent vote will be equal to not voting, or your vote will be determined by the agenda result) Shareholders can conduct a review of the votes on an agenda basis. When the voting results are closed.

## Step to ask questions via InvenTech Connect



- 1 Ask a question via send the question.
  - Click "Ask a question" on menu or symbol 
  - Select which agenda that you want to ask.
  - Type the question then click "Send" 
- 2 Ask a question by recording
  - Select which agenda that you want to ask.
  - Click "Microphone" button or symbol 
  - Then say the question you want to ask.
  - When you want to stop record, press the sound recording symbol.
  - Click "Send" button or symbol 

## How to use InvenTech Connect



1 User Manual  
via-Request



2 User Manual  
InvenTech Connect

**Note** Operation of the electronic conferencing system and Inventech Connect systems. Check internet of shareholder or proxy include equipment and/or program that can use for best performance. Please use equipment and/or program as the follows to use systems.

1. Internet speed requirements

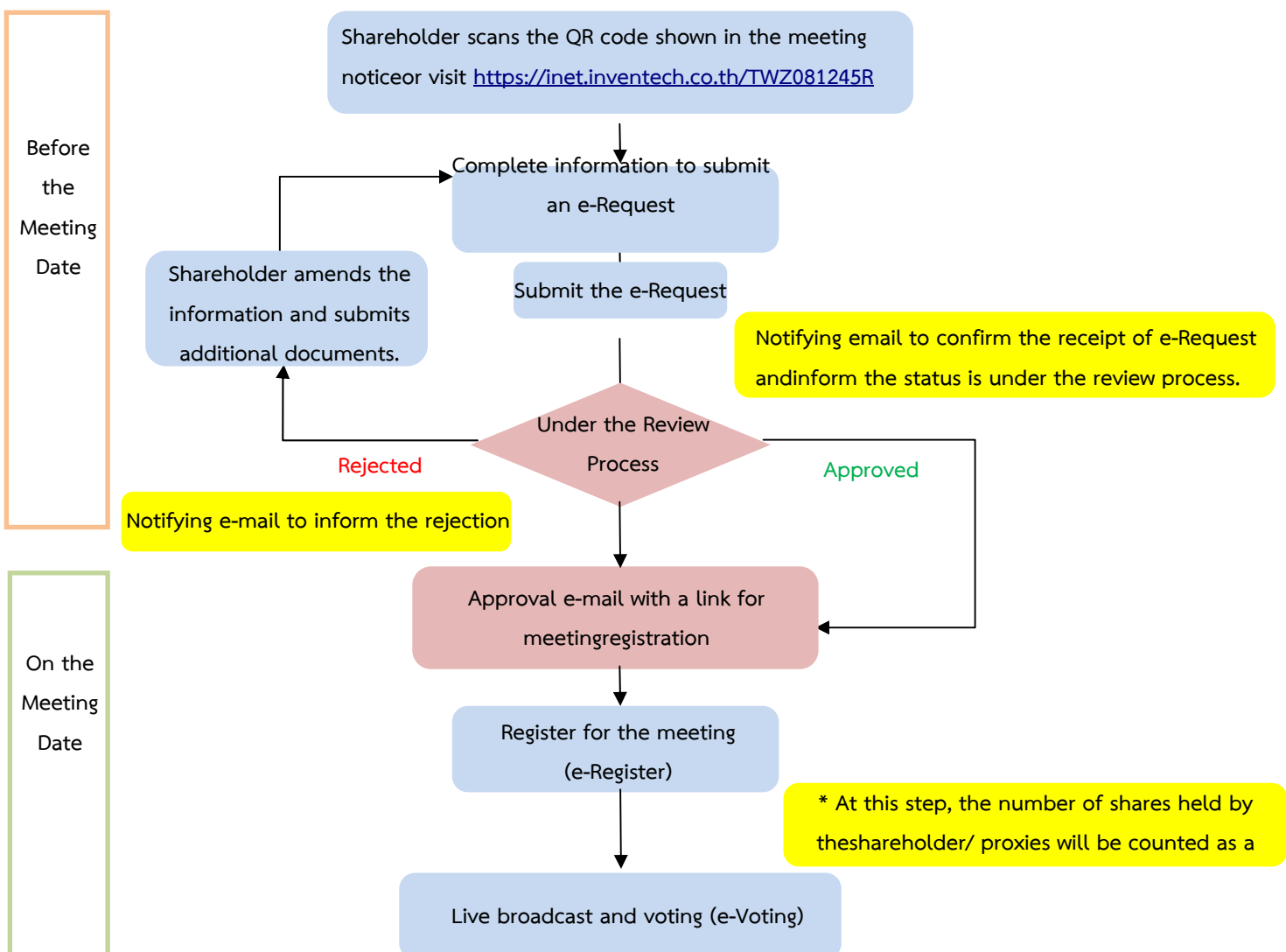
- High-Definition Video: Must be have internet speed at 2.5 Mbps (Speed internet that recommend).
- High Quality Video: Must be have internet speed at 1.0 Mbps.
- Standard Quality Video : Must be have internet speed at 0.5 Mbps.

2. Equipment requirements.

- Smartphone/Tablet that use IOS or android OS.
- PC/Laptop that use Windows or Mac OS.

3. Requirement Browser Firefox or Chrome (Recommend) or Safari\*\* The system does not supported internet explorer.

Flowchart for the Meeting Attendance via e-Meeting



**Note**

1. For a proxy appointed by multiple shareholders:

- Such proxy may press the "Switch Account" button to log into other accounts, and the votes and the meeting quorums of previously used accounts will still be included as the base number of votes.

2. Leaving the meeting

- Meeting participants may press the "Leave Meeting" button to leave the meeting. As such, the votes of shareholders/proxies will be annulled for the remaining agenda items that have not yet been voted on.